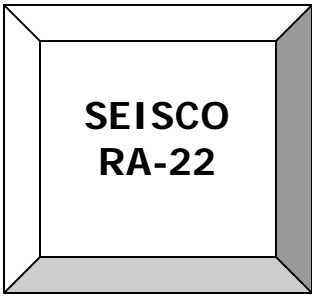


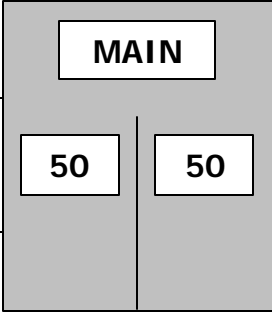
# SEISCO RA-22 & RA-18

## Electrical Wiring & Breaker Guide\*

(\* For Nominal 240 Volt Electrical Service)

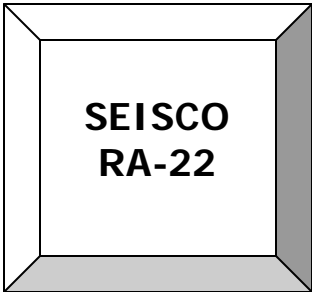


(TWO) #8 CU AWG



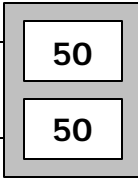
**OPTION  
A**

**A** – Main panel requires 4 spaces or two (2) double-pole, 50 amp, 240 volt breaker positions.



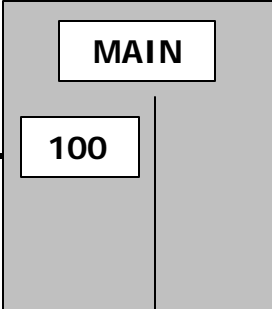
#8 CU

**SUBPANEL**



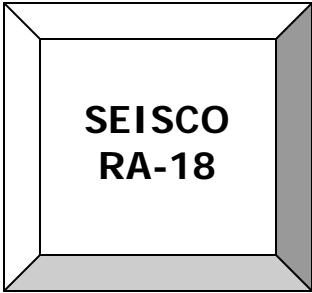
#3 CU AWG

or #1 AL

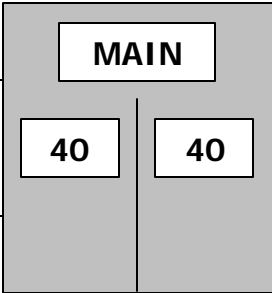


**OPTION  
B**

**B** – Main panel requires 2 spaces or one (1) double-pole, 100 amp, 240 volt breaker position.

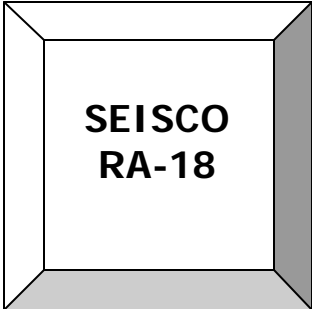


(TWO) #8 CU AWG



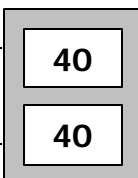
**OPTION  
A**

**A** – Main panel requires 4 spaces or two (2) double-pole, 40 amp, 240 volt breaker positions.



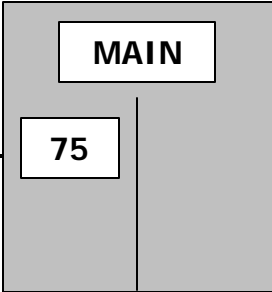
#8 CU

**SUBPANEL**



#4 CU AWG

or #2 AL  
or #3 AL



**OPTION  
B**

**B** – Main panel requires 2 spaces or one (1) double-pole, 75 amp, 240 volt breaker position.